



HATZOLOH









Safety Campaign





Sukkos Safety

KEEP YOUR YOM TOV SAFE BY TAKING PRECAUTIONS.

When cooking,

-  Do not leave food on the stove unattended.
-  Maintain a “kid free” zone of 3 feet around your stove.
-  Turn pot handles inward facing the wall.
-  Have a pot lid handy to smother a pan fire. ***Do not attempt to pick up the pot or pan.*** Turn off the heat and cover the fire with a lid.
-  ***DO NOT USE WATER!*** It will cause splashing & spread the fire.
-  Treat burns immediately with cool running water and seek medical attention.

In the Sukkah,

-  **Extension cords** - should be new and designed to be used outdoors. Do not overload the wall circuit or the extension cord.
-  **Heaters** - be cautious when using them. Children and animals can easily tip them over.
-  **Candles in the Sukkah** - never leave a lit candle unattended, even for “just a moment”.
-  **Electric Lights** - do not place high wattage lights next to “Schach” or anything else flammable.

SAFETY IS #1
ונשמרתם מאד לנפשותיכם

First Aid for Burns: Immediate care only.

- Skin continues to burn even after the heat source has been removed. It is important to cool the burn quickly.
- Run cold water (not freezing) over the affected area, or cover with a wet towel. (Re-immerses the towel in cold water as needed.)
- Burns, regardless of the cause, have to be cooled for a minimum of twenty minutes.
- It is advisable that a burn to an infant, child or the elderly that affects the face, chest abdomen or back be treated as an emergency.